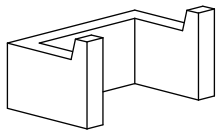


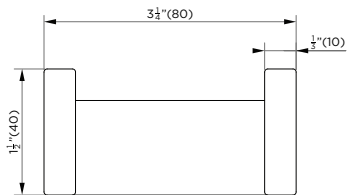
INSTALLATION MANUAL

BATHROOM DOUBLE HOOK

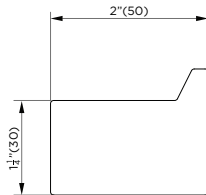


MODEL# AC2HKD

SPECIFICATIONS / TECHNICAL DATA



FRONT VIEW



SIDE VIEW

TOOLS REQUIRED FOR INSTALLATION



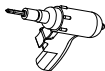
Tape Measure



Level






Pencil/Marker

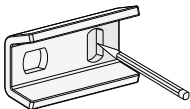


Drill

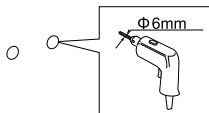
PRODUCT COMPONENTS

 (S6)	2 Pieces	 (M5*10)	2 Pieces
 (M4*35)	2 Pieces		

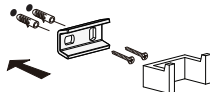
1



2



3



CLEANING INSTRUCTIONS

Quality, technological processes and materials are the features that determine the high standards of our accessories. However, to avoid surface alternations, it is necessary to follow a few guidelines.

- Clean all finishes exclusively with soap and water, and dry with a soft cloth.
- Do not use coarse cloths, abrasive products, acids, ammonia products, caustic substances, bleach or solvents.
- In case of contact with these substances, rinse surfaces immediately and wipe dry.
- Remember that even fumes can damage metal. Wash accessories next to the toilet bowl at regular intervals to avoid corrosion.

